

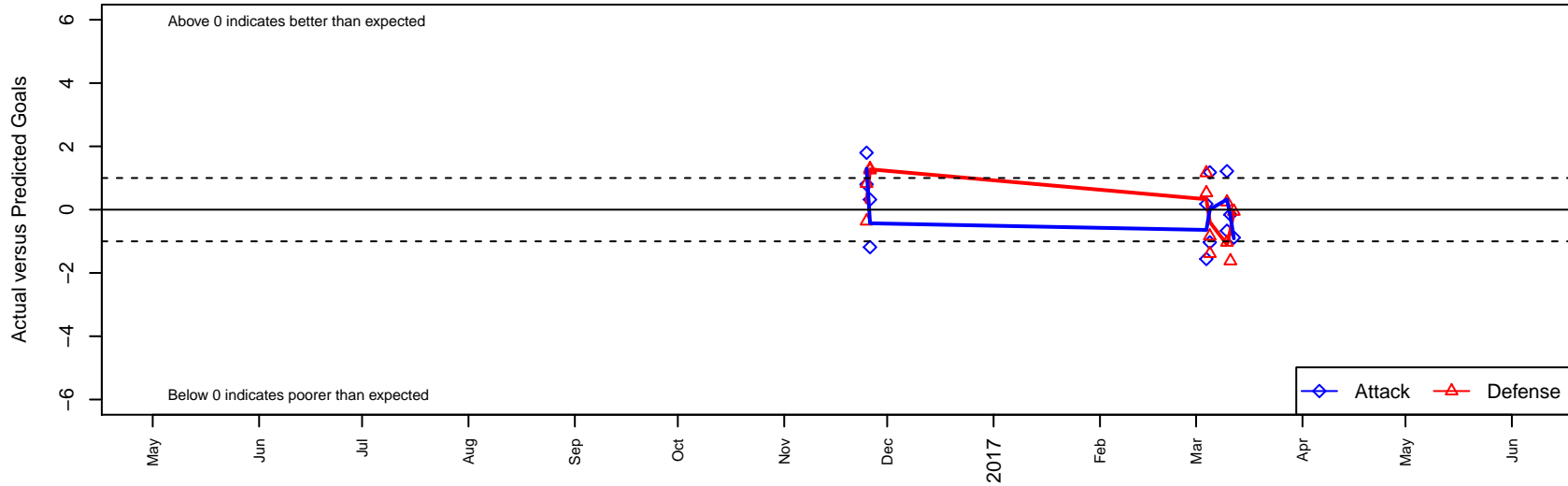
Players Elite B98

Players SC
 Las Vegas, NV
 B98 total strength=1702
 attack=38.32 defense=13.56

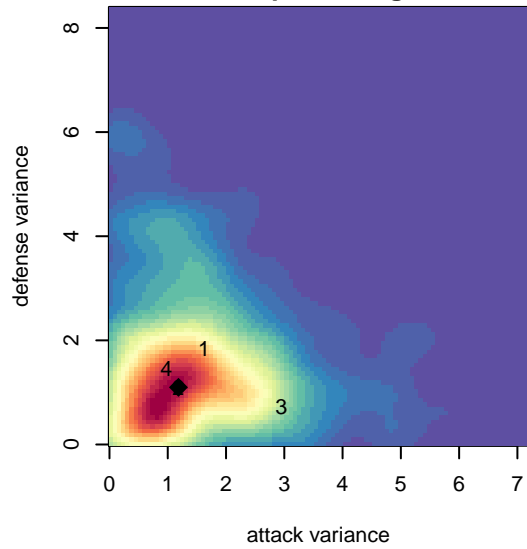
alt names used:
 PLAYERS SC PLAYERS 98 BOYS ELITE (NV)
 PLAYERS SC PLAYERS 98 BOYS ELITE (NV)
 PLAYERS SC PLAYERS 98 BOYS ELITE (NV)

Venues played:
 2016 LV Mayors Fall Classic U-19 U19
 2016 Las Vegas Invit U-18/19 Elite U19
 2016 NV Players Showcase U-19 Vdara U19

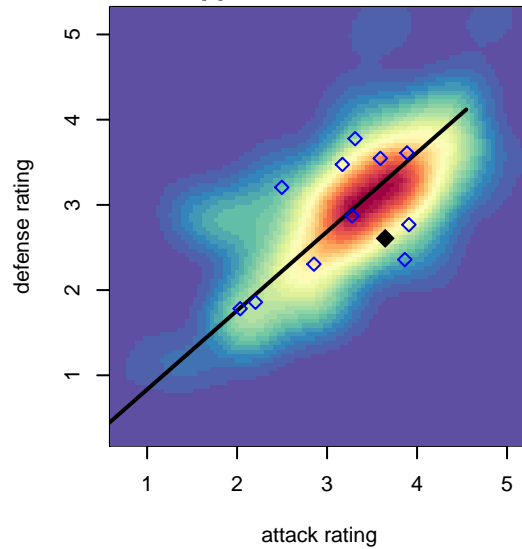
Players Elite B98
 Dots are actual minus expected GF (blue circles) and GA (red triangles).
 Blue line is smoothed change in attack strength. Red is smoothed change in defense strength.



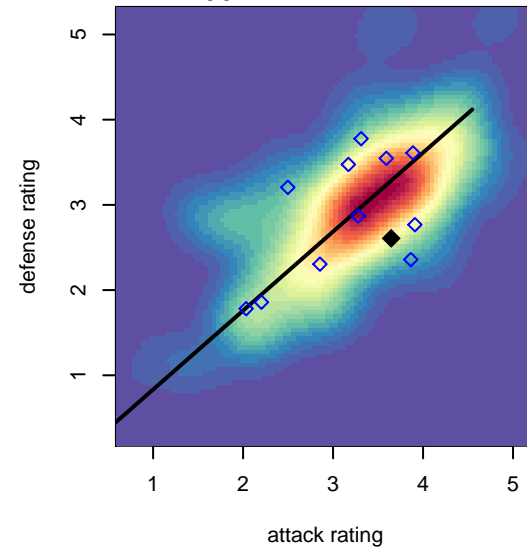
**attack and defense variance (black dot)
relative to other teams
and top 10 in region**



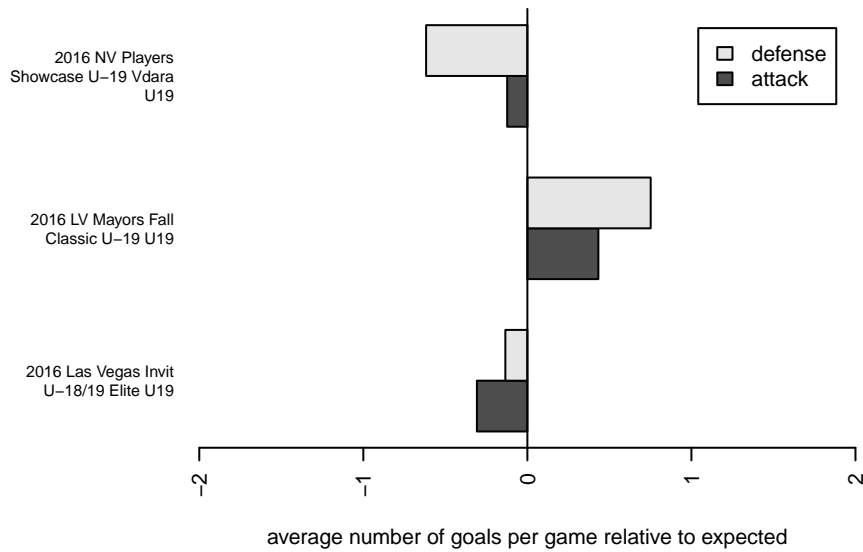
**attack and defense rating
relative to others at age
and all opponents in last 13 months**



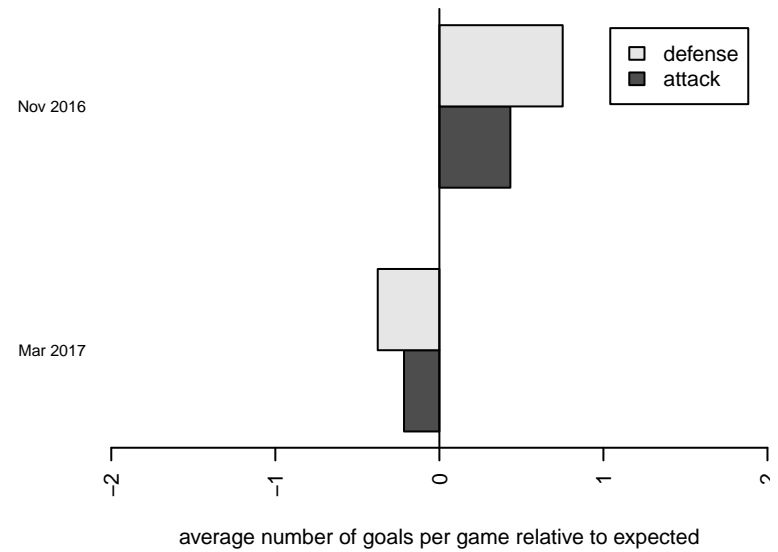
**attack and defense rating
relative to others at age
and all opponents in last 13 months**



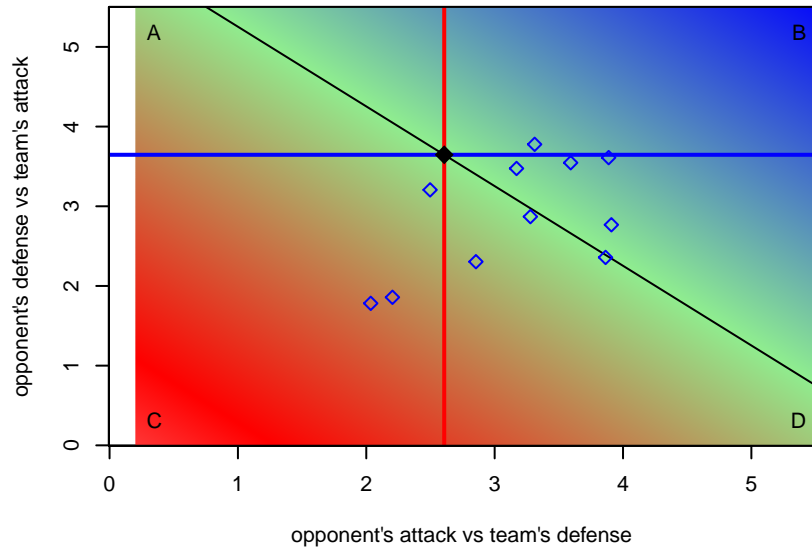
Performance relative to 13 month average



Performance relative to 13 month average



Distribution of opponents
 Red = Lose zone, Blue = Win zone, Green = Even
 Black line separates win/lose zones



lot. A=Neither has attack advantage, B=Opponent has both attack and defense advantage, C=Opponent has both attack and defense disadvantage, D=Both have

| date | home | | away | | venue | pred.home | pred.aw |
|-------------|--------------------------------------|---|------------------------------|---|---|------------------|----------------|
| 7-03-12 | Sereno Southeast Chelsea White B99 | 2 | Players Elite B98 | 0 | 2016 NV Players Showcase U-19 Vdara U19 | 1.95 | 0.88 |
| 7-03-11 | BYSC Corona United B98 | 4 | Players Elite B98 | 1 | 2016 NV Players Showcase U-19 Vdara U19 | 2.38 | 1.16 |
| 7-03-10 | Crossfire Oregon Green I B98 | 4 | Players Elite B98 | 4 | 2016 NV Players Showcase U-19 Vdara U19 | 2.97 | 2.78 |
| 7-03-10 | San Diego Surf SC Academy Select B98 | 1 | Players Elite B98 | 1 | 2016 NV Players Showcase U-19 Vdara U19 | 1.24 | 1.67 |
| 7-03-05 | Players Elite B98 | 5 | Fire FC Premier B99 | 2 | 2016 Las Vegas Invit U-18/19 Elite U19 | 6.03 | 0.61 |
| 7-03-05 | Players Elite B98 | 5 | Heat FC MB B99 | 2 | 2016 Las Vegas Invit U-18/19 Elite U19 | 3.82 | 1.16 |
| 7-03-04 | Players Elite B98 | 4 | Heat FC MB B99 | 0 | 2016 Las Vegas Invit U-18/19 Elite U19 | 3.82 | 1.16 |
| 7-03-04 | FC Roar B99 | 0 | Players Elite B98 | 5 | 2016 Las Vegas Invit U-18/19 Elite U19 | 0.53 | 6.56 |
| 6-11-26 | Players Elite B98 | 4 | NYSA All-Star B98 | 2 | 2016 LV Mayors Fall Classic U-19 U19 | 3.68 | 3.29 |
| 6-11-26 | Heat FC NPL B99 | 2 | Players Elite B98 | 0 | 2016 LV Mayors Fall Classic U-19 U19 | 3.25 | 1.18 |
| 6-11-25 | Players Elite B98 | 4 | NSYSL Vegas United Limon B98 | 1 | 2016 LV Mayors Fall Classic U-19 U19 | 2.20 | 1.82 |
| 6-11-25 | Players Elite B98 | 2 | LA Galaxy Bakersfield B98 | 2 | 2016 LV Mayors Fall Classic U-19 U19 | 1.20 | 1.64 |